

PRODUCT CATALOG 2021

KEOFITT CLASSIC W9



KEOFITT®
WORLD LEADERS IN STERILE SAMPLING™

KEOFITT CLASSIC

Coaxial steam sterilizable design with separate inlet for SIP and CIP: The reference for hygienic and microbiological sampling for four decades, this is the original, in-situ sterilizable sampling valve that continues to revolutionize the field of sterile sampling.

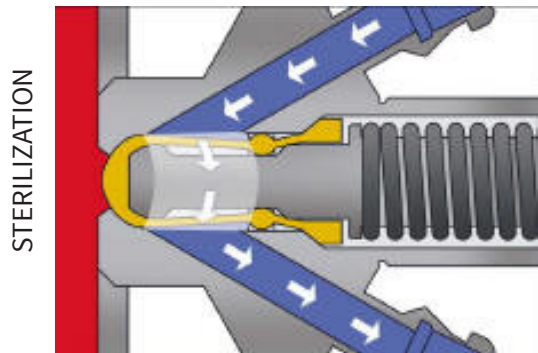
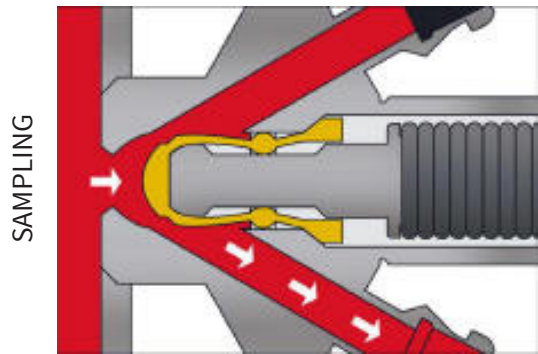
Refined over the years - inside electro-polish being the latest addition - it remains the most popular and best selling valve in the market by far. It is based on Keofitt's unique, patented membrane and is used in more than 300,000 sampling points worldwide.

Available in several models/sizes:

- W9 (ID 9 MM)
- “INGOLD” (ID 9 MM)
- 4KAI (ID 5 MM)
- W15 (ID 15MM)
- W25 (ID 25MM)



HOW IT WORKS



KEOFITT CLASSIC W9 SAMPLING VALVE


The KEOFITT CLASSIC W9 Sampling Valve is considered the father of all steam-sterilizable sampling valves. Refined through 40 years of experience it remains KEOFITT's most popular sampling valve. Designed for the sampling of medium viscosity products in the range of 0-1000 cP with particles less than 3 mm in diameter, it covers most needs for liquid sampling. Sampling of more viscous liquids is possible, only will it take longer (depending on process pressure).

This valve is used in a range of industries such as brewery, dairy, pharmaceutical and bio-tech for products such as:




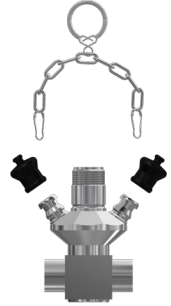
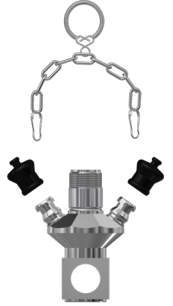


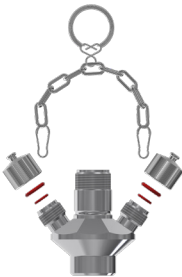




- Medical solutions
- Filtered Beer
- Creams and lotions
- Unprocessed milk

Besides the selection of the Valve Body and the Valve Head there are three different membrane materials to choose from: Silicone, EPDM and PTFE.
















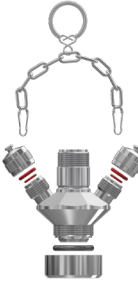
Accessories include quick couplings for the connection of tubing, piping and more.















KEOFITT CLASSIC W9 SAMPLING VALVE - BODIES












W9 BODIES		WELDING BODIES				
		TANK WELDING	PIPE WELDING 1"	PIPE WELDING NW25	IN-LINE VERTICAL	IN-LINE HORIZONTAL
	HOSE PIECE	 850001	 850011	 850014	 850027*	 850028*
	1/2" TRI-CLAMP	 850006	 850010	<i>On request</i>	<i>On request</i>	<i>On request</i>
	THREAD M16X1,5	 850015	 850016	 850018	<i>On request</i>	<i>On request</i>
	1/2" WELDING ENDS	 850007	 850019	<i>On request</i>	<i>On request</i>	<i>On request</i>

* ON REQUEST ONLY!

















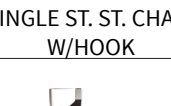
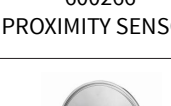

CONNECTION BODIES						
VARIVENT Ø50	VARIVENT Ø68	MINI CLAMP	CLAMP 1" & 1½"	CLAMP 2"	CLAMP 3"	THREAD M28X1,5
 850008	 850009	 850036	 850021	 850003	 850004	 M28X1.5 850031 DIN 11851 DN 10 850040
 850020	 850013	 850039	 850022  850025	 850005  850026	<i>On request</i>	
<i>On request</i>	<i>On request</i>	<i>On request</i>	 850024	<i>On request</i>	<i>On request</i>	 850037 M28X1.5
<i>On request</i>	<i>On request</i>	<i>On request</i>	<i>On request</i>	<i>On request</i>	<i>On request</i>	














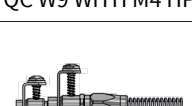










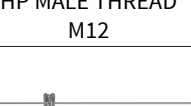
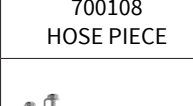
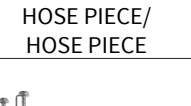





KEOFITT CLASSIC W9 SAMPLING VALVE - HEADS

W9 HEADS		TYPE H TURN KNOB 0-10 BAR (FFKM 0-6 BAR)	TYPE H TURN KNOB W/. MICROPORT 0-10 BAR	TYPE K KEY RING 0-10 BAR (FFKM 0-6 BAR)	TYPE K KEY RING W/OPT. MICROPORT 0-10 BAR
	SILICONE	 600041	 600048	 600042	 600049
	EPDM	 600041E	 600048E	 600042E	 600049E
	FFKM	 600041F	<i>Not available</i>	 600042F	<i>Not available</i>
	PTFE	 855541	<i>Not available</i>	 855542	<i>Not available</i>

TYPE Q LEVER HANDLE 0-10 BAR (FFKM 0-6 BAR)	TYPE N PNEUMATIC 0-10 BAR (FFKM 0-6 BAR)	TYPE N PNEUMATIC, ADJUSTABLE 0-10 BAR (FFKM 0-6 BAR)	TYPE B NO SPRING 0-12 BAR(G)
 600043	 600044	 600045	 600047
 600043E	 600044E	 600045E	 600047E
 600043F	 600044F	 600045F	 600047F
 855543	 855544	 855545	 855547

KEOFITT CLASSIC W9 - PARTS & ACCESSORIES

W9™ PARTS & ACCESSORIES	O-RINGS	 400208 EPDM 60X3	 400308 EPDM 42X3	 550184 FESTO	 600825 SILICONE 7.1X1.6	 600825E EPDM 7.1X1.6	 800830 10.3X2.4 SILIC
	MEMBRANES	 600051 SILICONE	 600052 EPDM	 600251 SILICONE MP	 600252 EPDM MP	 600053 FFKM	 850055 PTFE
	FOR THREAD M16X1,5	 700061 STEEL CAP	 700070 TUBE FITTING WL	 700071 TUBE FITTING PTFE	 700084 BARB 4MM	 700085 BARB 6MM	 700062 HP W9 16X1.5
	FOR HOSE PIECE	 550057 KÄRCHER ADAPTOR	 600062 RUBBER CAP	 800013 QC SPIKE	 800058 COIL	 800059 XL COIL	 800070 QC STEEL PIPE
	FOR MINI TRI-CLAMP	 300021 CLAMP PTFE 10/8	 550004 PTFE TC 0.5M	 550005 PTFE TC 1.0M	 800014 ADAPTER TC/1"	 900013 MINI CLAMP SPIKE	 900096 ADAPTOR W9/W15 HP/TC
	FOR VALVE HEADS	 600076 KEY RING	 600149 BUSHING	 600170 LEVER HANDLE Q/N	 600255 TOOL PTFE	 600370 LEVER HANDLE SELF-CLOSING	 900018 TOMMY BAR
	MISC.	 600063 SINGLE ST. ST. CHAIN	 600064 DOUBLE ST. ST. CHAIN	 600066 SINGLE ST. ST. CHAIN W/HOOK	 400166 PROXIMITY SENSOR	 600266 PROXIMITY SENSOR	 600267 PROXIMITMOUNTING KIT
		 900047 TUBE PTFE 10/8	 900186 CLAMP RING 2"	 900075 CLAMP RING 1/2"	 900086 CLAMP RING 1"	 900021 BLIND CAP	 900076 BLIND CAP 1"

 800830E EPDM 10.3X2.4	 800859 SILICONE 7.5X2.5	 900829 EPDM 21X4				
 800077 EMERGENCY TOOL						
 800061 QC PLUG	 800082 QC HOSE BARB 3/8	 800083 QC TC	 800086 QC W9 WITH M4 HP	 900045 QC SYRINGE INJECTION	 800171 QC PTFE M16X1.5	 800085 QC W9 LUER LOCK ADAPTER
 900097 ADAPTER M4 HP/TC		 550002 PTFE QC 0.5M	 550003 PTFE QC 1.0M	 800091 QC W/HOSE BARB FOR PTFE 10/8	 800088 QC HOSE BARB Ø4	 800095 QC W9 MALE LUER LOCK ADAPTER
						 900031 HP MALE THREAD M12
 700108 HOSE PIECE	 800052 HOSE PIECE/ HOSE PIECE	 800075 WELDING PIECE FOR PTFE	 850840 PINOL SCREW	 900008 SOCKET ALU-TANKS	 900069 WICK FOR W9 VALVE MP	 900022 NEEDLE
 550002.2 PTFE QC/TC 0.5M	 550003.2 PTFE QC/TC 1.0M	 900092 GASKET EPDM 2"	 900093 GASKET EPDM 3"	 900074 GASKET EPDM 3/4"	 900087 GASKET 1/2"	 900091 GASKET EPDM 1"